

Windsor-Essex County COVID-19 Weekly Epidemiology Update

May 25th, 2022

Due to the recent surge in Omicron cases and changes in eligibility for testing, testing capacity is limited and case, contact, and outbreak management has been modified to focus on high-risk settings. As a result, case counts in the report are an underestimate of the true number of individuals with COVID-19 in Windsor-Essex County and may impact data completeness. Please interpret these data accordingly. Changes in testing criteria are marked by vertical line on the charts, and due to these changes, data from before December 31, 2021 should not be compared to data after the testing changes.

Data Highlights (week of May 16 - 22, 2022)

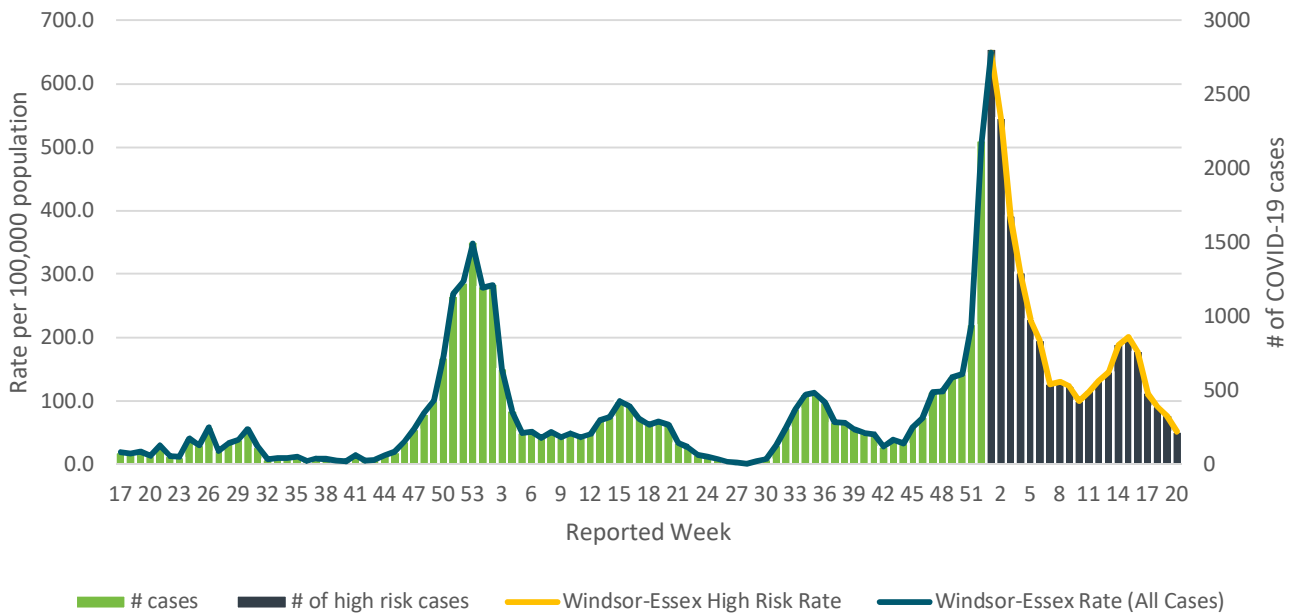
- The weekly high-risk case rate is 51.8 cases per 100,000 population, a decrease of 47.8% compared to the previous week.
- Percent positivity remained relatively unchanged from the previous week.
- The number of in-patient hospitalizations remained stable for Windsor-Essex County but declined across Ontario.
 - ICU admissions increased for Windsor-Essex County but remained stable across Ontario.
- Wastewater viral signals for May 16 - 22, 2022 declined compared to the previous week.
- Three deaths were reported this week (May 16 - 22, 2022), compared to two deaths reported during the previous week (May 9 - 15, 2022).
- Four outbreaks were declared during the current week (May 16 - 22, 2022), compared to five outbreaks declared during the previous week (May 9 - 15, 2022).
- Windsor-Essex County has an overall third dose coverage rate of 52.0% for residents 12 years and older.
 - Local residents 12 to 17 year olds have the lowest third dose coverage rate (10.9%), whereas the 80+ age group has the highest coverage rate (88.7%).

COVID-19 Cases in Windsor-Essex County (WEC)

Trends

For the week of May 16 - 22, 2022, the high-risk case rate was 51.8 cases per 100,000 population, which is lower than the previous week's rate (May 9 - 15, 2022; 76.6 cases per 100,000 population; **Figure 1**). Since the changes in testing strategy on December 31, 2021, a decline in case rate was observed until mid-March, followed by an increase afterwards, although a continuous decline has been observed during the last five weeks. Estimates of the case rate are likely an underestimate due to limited testing capacity.

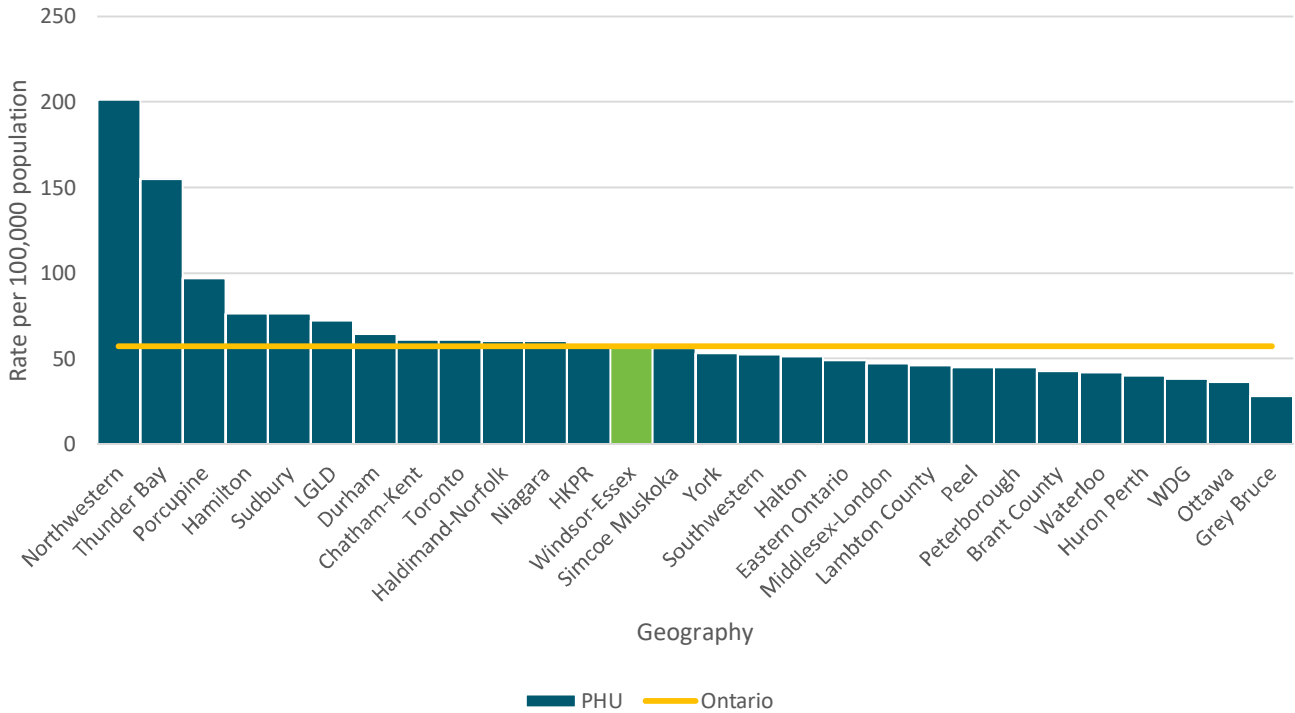
Figure 1: Confirmed COVID-19 case rates in Windsor-Essex County by reported week: Week 17, 2020 to Week 20, 2022.



Source: Ontario Ministry of Health, Public Health Case and Contact Management Solution (CCM), extracted by the Windsor-Essex County Health Unit [25/May/2022] at 9:30 am.

During the past week (May 16 - 22, 2022), the high-risk case rate for Windsor-Essex County has decreased and a similar decline was observed for all health units across Ontario except Eastern Ontario Health Unit, which reported a slight increase in their case rate (**Figure 2**). As testing has been limited to cases in high risk settings, the rates are an underrepresentation of the true case rate.

Figure 2: Weekly COVID-19 high-risk case rates across health units in Ontario: May 16 - 22, 2022.

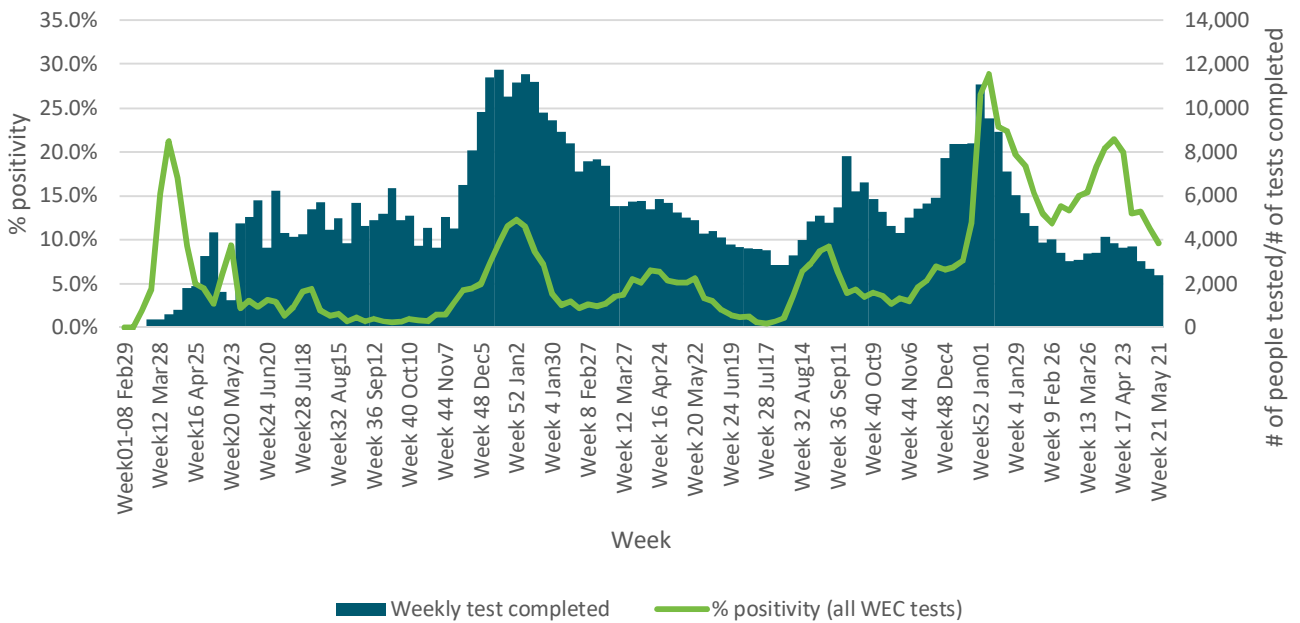


Source: COVID-19 Testing Report, SAS Visual Analytics Hub. Data extracted on May 25, 2022.

Percent Positivity

As seen in **Figure 3**, the percent positivity for the most recent completed week (May 15 - 21, 2022) is 9.6%, which is 1.7 percentage points lower than the previous week (11.3%; May 8 - 14, 2022). After peaking in mid-April, a consistent downward trend in percent positivity can be observed.

Figure 3: Percent positivity of tests conducted in Windsor-Essex County for COVID-19: February 29, 2020 to May 21, 2022

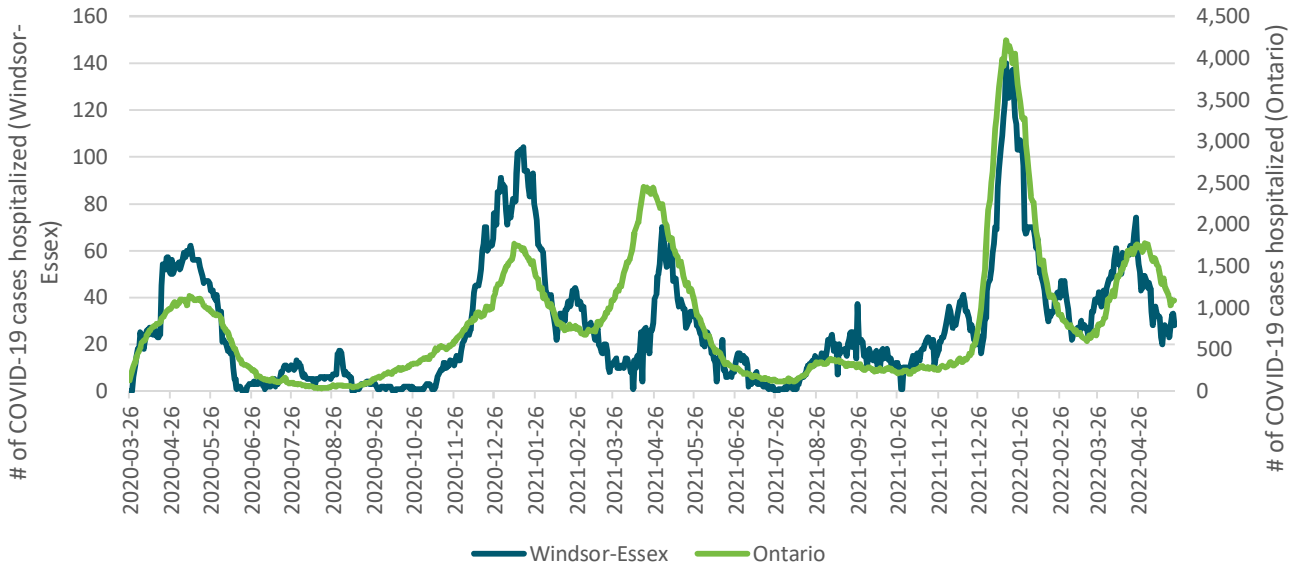


Note: Due to the minor daily fluctuations in the number of tests, the percent positivity rates should be interpreted with caution.
Source: COVID-19 Testing Report, SAS Visual Analytics Hub. Data extracted on May 25, 2022.

Hospitalization and ICU Admissions

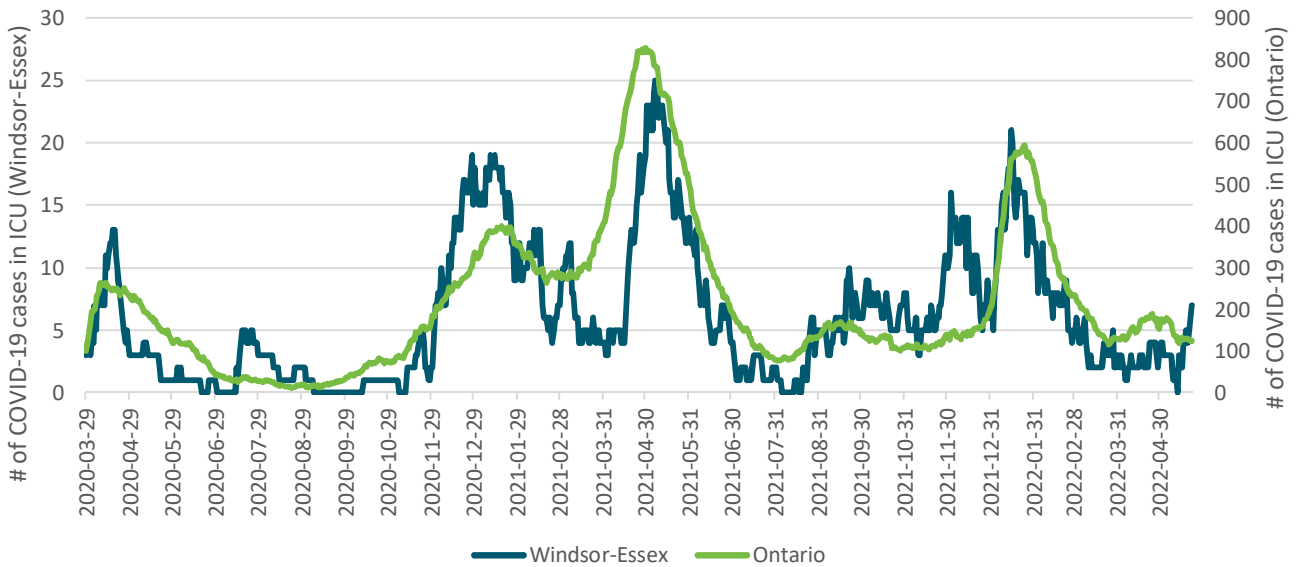
For the most recent week (May 16 - 22, 2022), there have been 33 new hospital admissions compared to 34 admissions reported during the previous week (May 9 - 15, 2022; **Figure 4**). From the last week, the number of hospital admissions have declined across Ontario but remained unchanged for Windsor-Essex County. Eight new COVID-19 patients were admitted to ICU this week (May 16 - 22, 2022; **Figure 5**) compared to three admissions reported during the previous week. ICU admissions increased for Windsor-Essex County but remained stable for Ontario.

Figure 4: Confirmed COVID-19 case in-patient hospitalizations in Ontario and Windsor-Essex County: March 29, 2020 – May 22, 2022



Source: COVID-19 Regional Hospitals Report, SAS Visual Analytics Hub. Data extracted on May 25, 2022.

Figure 5: Confirmed COVID-19 case ICU hospitalizations in Ontario and Windsor-Essex County: March 26, 2020 – May 22, 2022



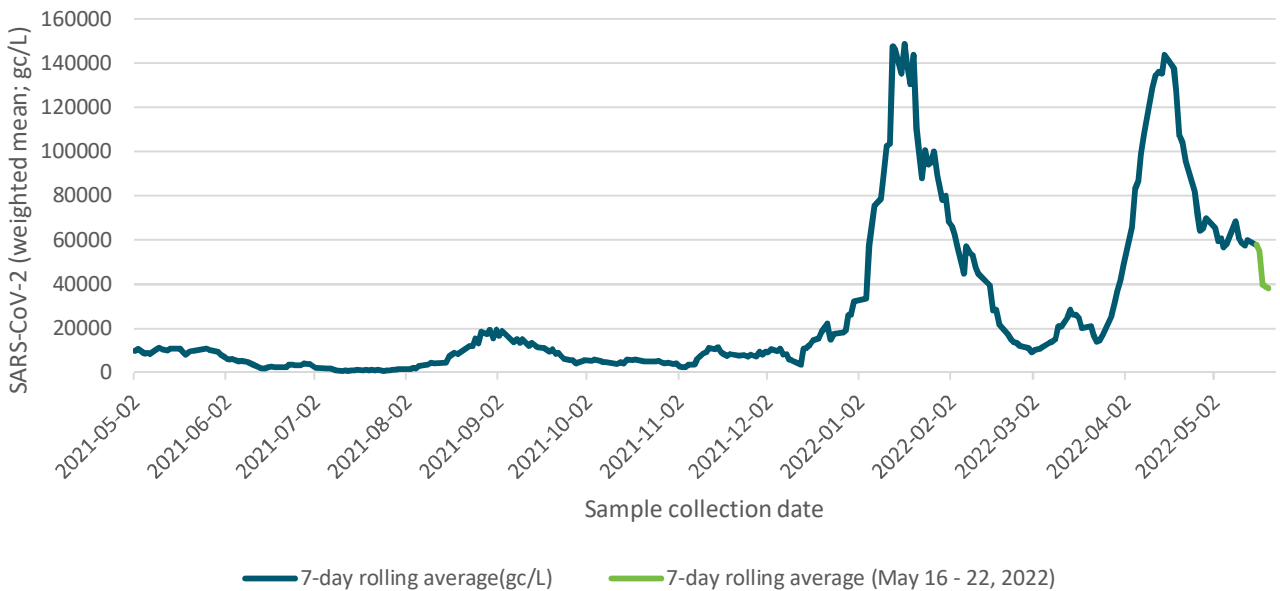
Source: COVID-19 Regional Hospitals Report, SAS Visual Analytics Hub. Data extracted on May 25, 2022.

Local Wastewater Surveillance

Research has shown that a significant proportion of individuals with COVID-19 infections shed the virus (SARS-CoV-2) in their stool, at times even before the onset of symptoms. The health unit has partnered with the Great Lakes Institute for Environmental Research at the University of Windsor which collects and treats wastewater for the WEC population.

Figure 6 shows the population weighted 7-day rolling average of SARS-CoV-2 signal in wastewater for all treatment plants in Windsor-Essex County. Compared to the previous week, a decline in signal intensity was observed this week. Despite the declining trend, the viral signal remains significantly higher than the low levels observed during October 2021.

Figure 6: COVID-19 wastewater viral signal (7-day rolling average) in Windsor-Essex County: May 1, 2021 – May 22, 2022

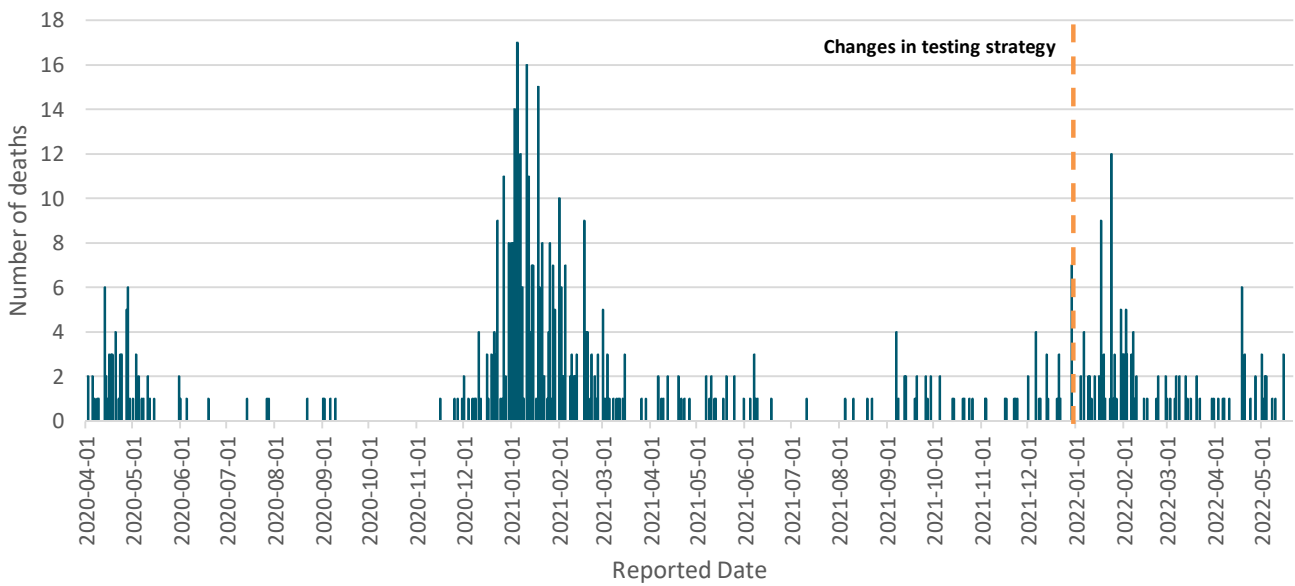


Source: Great Lakes Institute for Environmental Research, University of Windsor. Data extracted on May 25, 2022.

Deaths

As of May 22, 2022, Windsor-Essex County has reported a total of 623 COVID-19 related deaths. Three deaths were reported during the current week (May 16 - 22, 2022; **Figure 7**), compared to two deaths reported during the previous week (May 9 - 15, 2022). The two cases were fully vaccinated and one case was resident of a long term care facility.

Figure 7: Confirmed COVID-19 related deaths in Windsor-Essex County: March 31, 2020 – May 22, 2022.

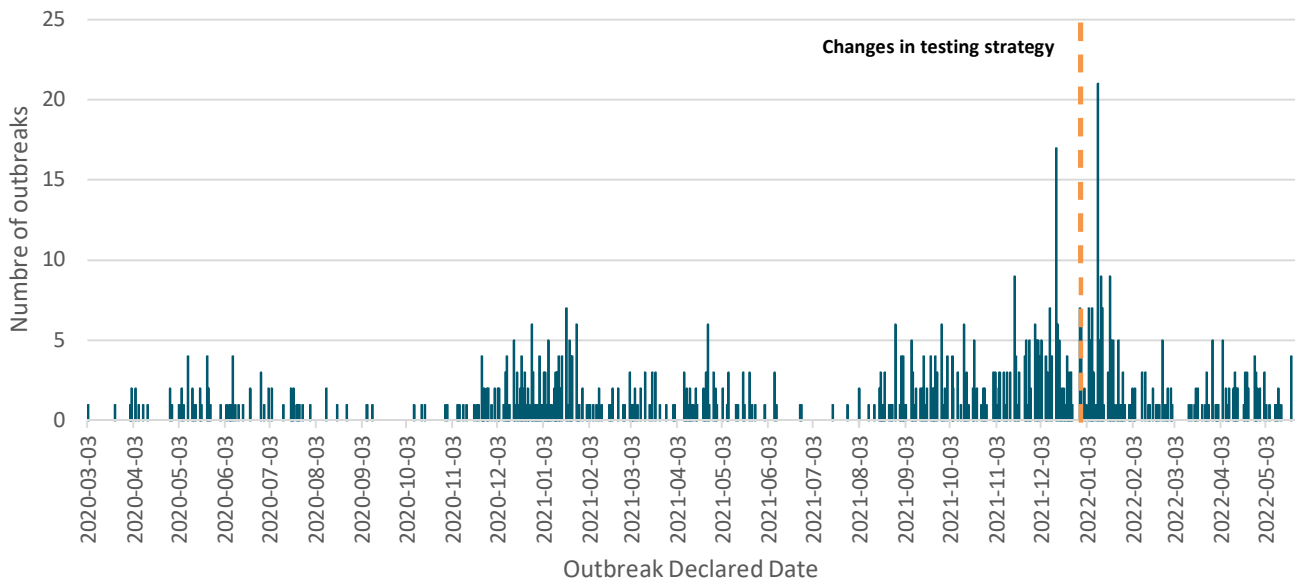


Source: Ontario Ministry of Health, Public Health Case and Contact Management Solution (CCM), extracted by the Windsor-Essex County Health Unit [25/May/2022] at 9:30 am.

Outbreaks

As of May 22, 2022, Windsor-Essex County has 9 active COVID-19 outbreaks (**Figure 8**). Four outbreaks were declared during this week (May 16 - 22, 2022) compared to five outbreaks declared during the previous week (May 9 - 15, 2022). Due to the changes in testing strategy focusing on high risk settings since January, most of the current outbreaks are in long-term care homes, retirement homes, hospitals agricultural settings, and in other congregate settings.

Figure 8: Number of confirmed COVID-19 outbreaks declared by Windsor-Essex County: March 31, 2020 – May 22, 2022.



Source: Ontario Ministry of Health, Public Health Case and Contact Management Solution (CCM), extracted by the Windsor-Essex County Health Unit [25/May/2022] at 9:30 am.

For more information on local COVID-19 statistics, please visit:

<https://www.wechu.org/cv/local-updates>

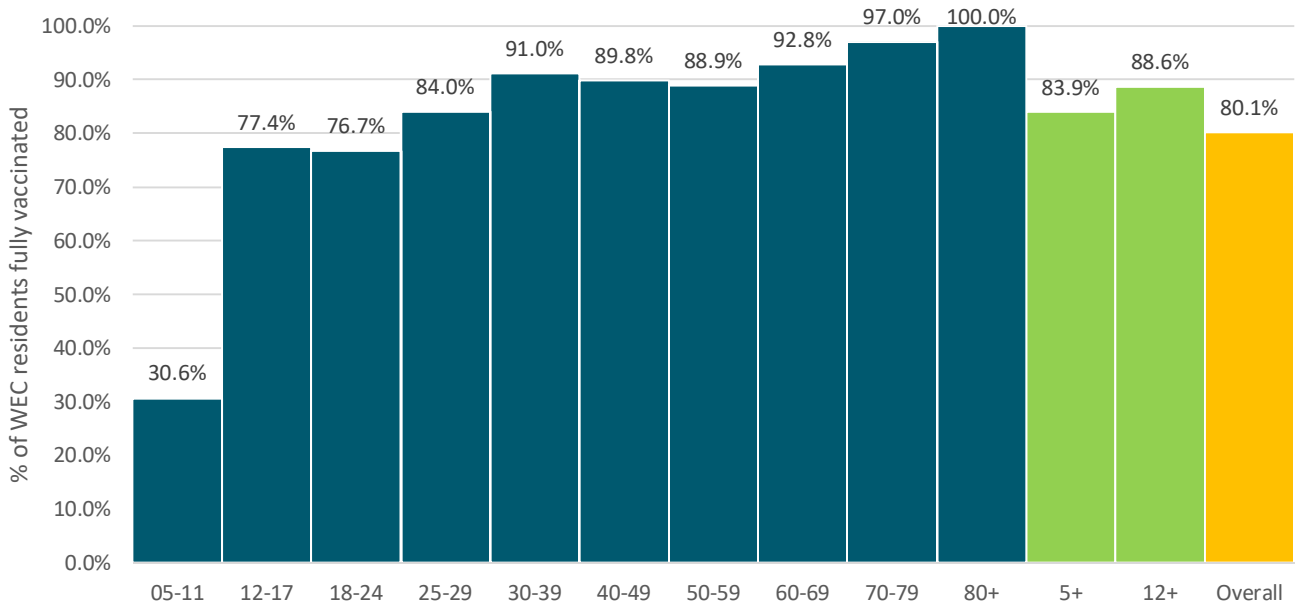
COVID-19 Vaccination Status in Windsor-Essex County

Over 3,032 doses were administered to Windsor-Essex County residents in week 20 (May 16 to May 22) compared to 3,378 doses in week 19 (May 9 to May 15). This represents a 10.2% decrease between the two weeks.

Second Dose Coverage Rate by Age Group

Overall, the 5-11 age group has the lowest coverage rate for two vaccines (30.6%), followed by those in the 18-24 age group (76.7%) and 12-17 age group (77.4%) (**Figure 9**).

Figure 9: COVID-19 Second Dose Coverage Rate by Age Group in Windsor and Essex County: May 24, 2022.

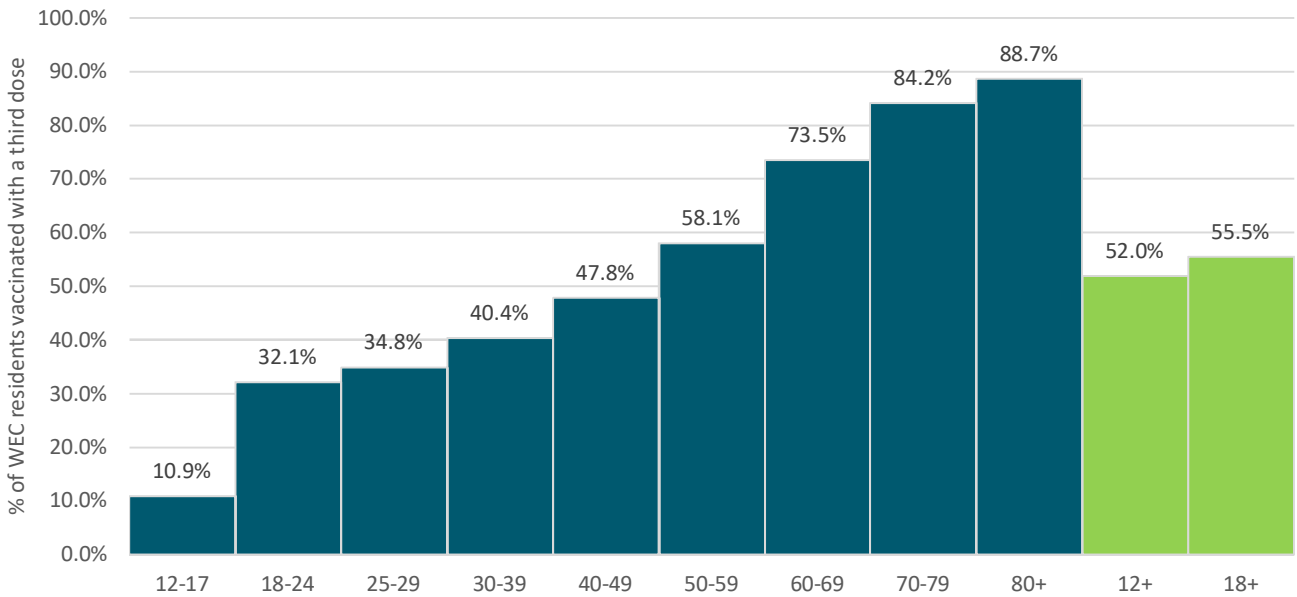


Source: Vaccine administration, Ontario Ministry of Health, IntelliHeath COVaxON. Data extracted on: May 24, 2022

Third Dose Coverage Rates by Age Group

The overall coverage rate of third doses among eligible Windsor and Essex County residents is 52.0%. Comparing across ages, the 12-17 age group has the lowest third dose coverage rate (10.9%), followed by those in the 18-24 age group (32.1%) and 25-29 age group (34.8%) (**Figure 10**).

Figure 10: COVID-19 Third Dose Coverage Rate by Age Group in Windsor and Essex County: May 24, 2022



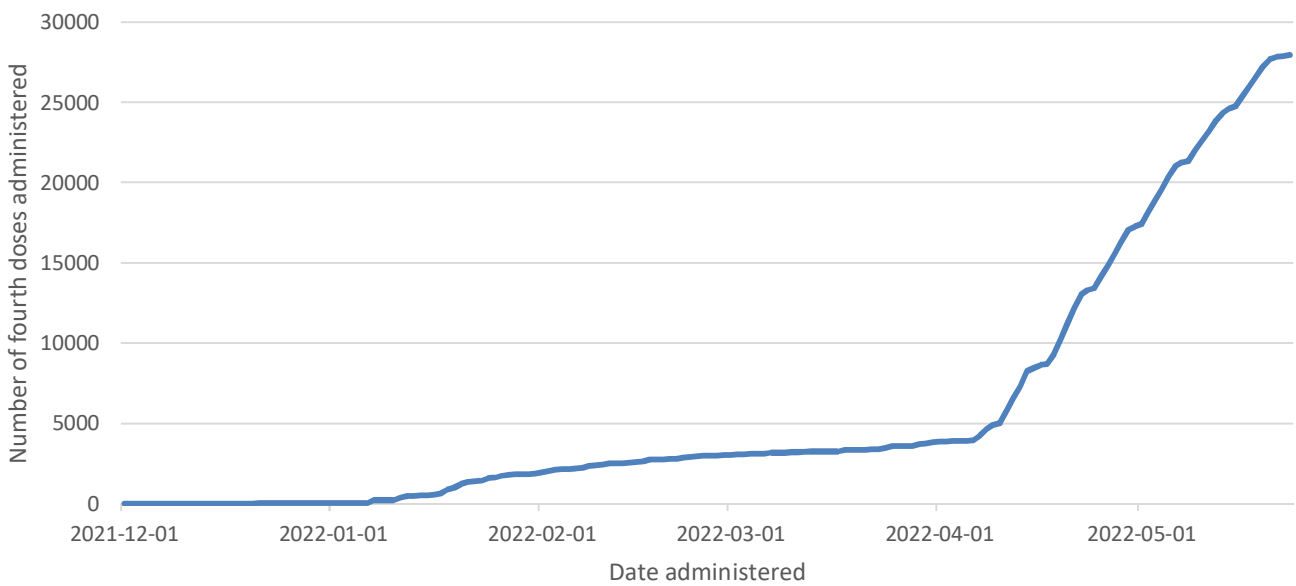
Source: Vaccine administration, Ontario Ministry of Health, IntelliHeath COVaxON. Data extracted on: May 24, 2022



Cumulative Fourth Doses Administered Over Time

A total of 27,939 fourth doses have been administered among Windsor and Essex County residents since December 2021 (**Figure 11**).

Figure 11: Cumulative Fourth Doses Administered Among Windsor and Essex County Residents Over Time: May 24, 2022.

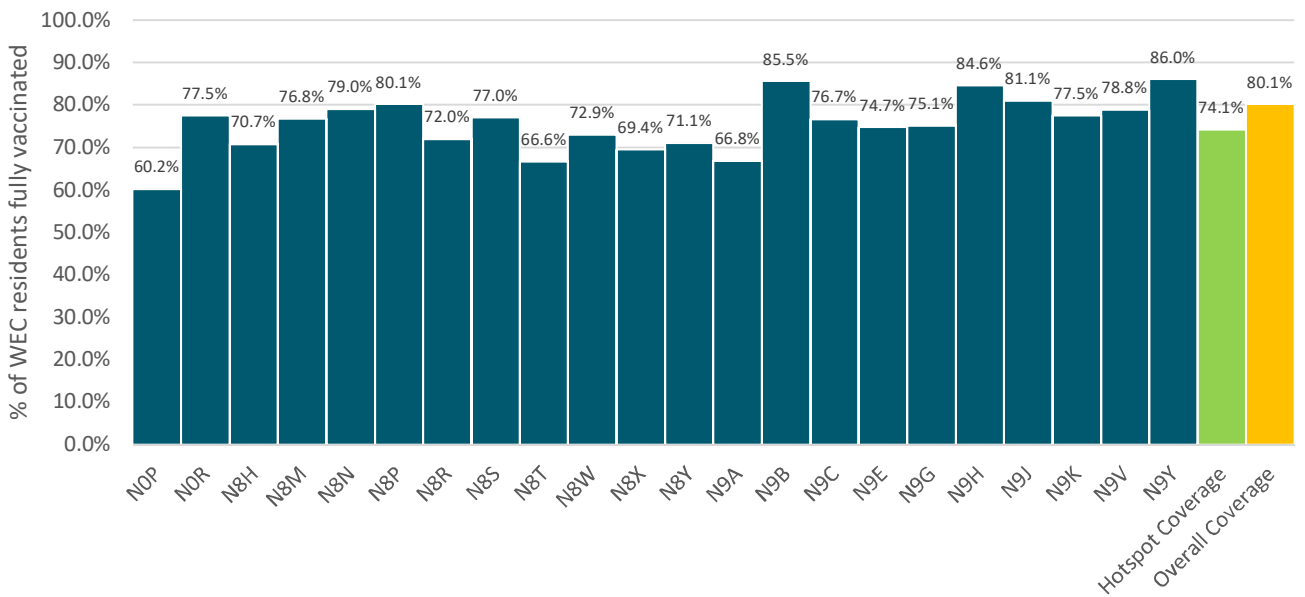


Source: Vaccine administration, Ontario Ministry of Health, IntelliHeath COVaxON. Data extracted on: May 24, 2022

Second Dose Coverage Rate by Forward Sortation Area (FSA)

The overall second dose coverage rate is 80.1% and the coverage rate for those vaccinated with two doses is 74.1% among the hotspot FSAs. Eight FSAs have a coverage rate that is lower than the overall coverage among hotspot FSAs. Among these, FSA NOP (60.2%), N8T (66.6%) and N9A (66.8%) have the lowest coverage rates in Windsor and Essex County (**Figure 12**).

Figure 12: COVID-19 Second Dose Coverage Rate by Forward Sortation Area in Windsor and Essex County: May 24, 2022



Note: Coverage rates by FSA include all Windsor and Essex County residents including children 0 to 4 years of age who are not eligible to receive the vaccine

Source: Vaccine administration, Ontario Ministry of Health, IntelliHeath COVaxON. Data extracted on: May 24, 2022

For more information on local COVID-19 vaccine statistics, please visit:

<https://www.wechu.org/cv/vaccination-stats>